



Noticias > News example > Test for fasken 1231

Test for fasken 1231

2024-02-15 - Chynah Hayde - News example

Lasernet for Dynamics 365

Lasernet BC Connector Release Version 4.1.0.0

Release date: 4th November 2022

New Features and Enhancements

The purpose of this section is to outline the new features, enhancements, and fixes of Lasernet BC Connector 4.1.0.0.

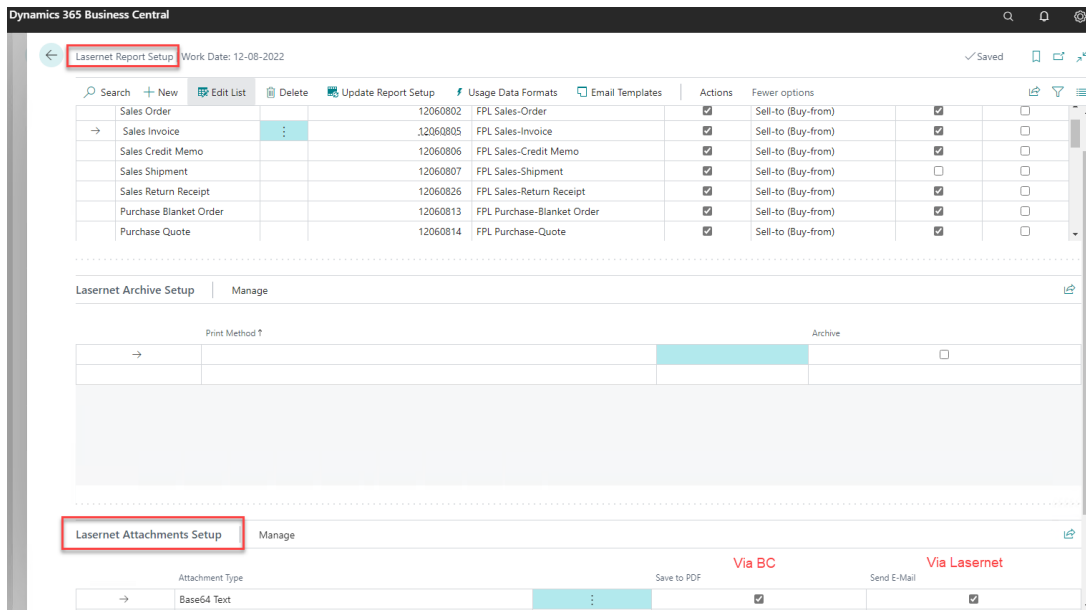
Features and Bugs

Ticket No.	Description	Notes
#208988	Support for Attachments from BC	
#204460	Define email body and subject	
#323241	Limited number of records in custom field filtering (Document Layout)	
#307297	Customer/Vendor No. is added to Lasernet Archive	
#318480	Support for Job Queue run of Lasernet reports	
#316218	Sales Shipment prints all records if you post and print	
#313852	Sales Shipment only prints one record when combining Sales Orders into one Warehouse Shipment	
#317682	Added Item Attribute to Warehouse Picking List report	
#317583	Added VAT Specification to Sales Quote	
#304615	Customer Statement: the extra section for the currency is removed from the report	
#319811	Document Layout does not suggest Description field when validating Field No.	

- #313766 Use Distribution does not look for active/not active
- #315710 Rename MailBody node to MailBodyHTML
- #313377 New publisher required for passing custom fields on Print Request
- #311251 System Value in Document Layout does not look at Data Formats
- #311243 Add Translations Access for custom fields on Document Layout
- #310568 Translations are missing in the XML footer
- #310573 Data formats setting is not applied in Reports

208988 - Support for Attachments from BC

We have improved the attachment functionality so it now includes the option to send emails through both BC and Lasernet. It is now possible to specify the desired attachment and which report you wish to add it to.



204460 - Define Email body and subject

You can now specify your own email body and subject in different languages and use placeholders as variable fields/words in an email template to personalize the email for a customer or vendor.


You first need to specify the placeholders. Placeholders are the fields from a table that you wish to use in an email template, such as Customer Name, Document Number, or Username.

Miscellaneous

Archive



Email Body and Subject Templates



View - Placeholder Sets - Dynam...
https://bctestdk.westeurope.cloudapp.azure.com/BC/?page=12060833&company=CRONUS%20COFFEE&dc=0&bookmark=33%3b44AA7%211MAQ8MAEUAWBIAEUQQ8AEUAUg%3...

Dynamics 365 Business Central

Placeholder Sets | Work Date: 12-08-2022

Search + New Manage

Set Code 1	Description	Table No.
ITEM	Predefined	27
POSTWHSHPHEADER	Predefined	7322
PURCHCRMEMO	Predefined	124
PURCHHEADER	Predefined	38
PURCHINVOICE	Predefined	122
SALESCRMEMO	Predefined	114
SALESFINCHRG	Predefined	304
SALESHEADER	Predefined	

Field Name
Specifies the value of the Field Name field.
[Learn more](#)

Entries Manage

Entry Name 1	Table Name	Field No.	Field Name
(Bill_to_Name)	Sales Header	5	Bill-to Name
(Contact_Email)	User	14	Contact Email
(DOCUMENTNO)	Sales Header	3	No.
(Due_Date)	Sales Header	24	Due Date
(Full_Name)	User	3	Full Name
(Location_Code)	Sales Header	28	Location Code
(Sell_to_Contact)	Sales Header	84	Sell-to Contact

11:26 AM 10/28/2022 DAN



SALESHEADER

General

Set Code SALESHEADER Table No. 36 ...

Description Predefined

Tables | [Manage](#)

Delete Line Add <-- -->

Level	Table No.	Table Name	Description	Sorting Key No.	Sorting Key	Search Method
→ 0	36	Sales Header	System entry, not deletable, adjustable.	1	Document Type.No.	First
1	2000000120	User		1	User Security ID	First

Filters | [Manage](#)

Delete Line Add

Field No.	Field Name	Filter Type	Field No./Filter Value	Filter Field Name
1	Document Type	Field Value	1	Document Type
3	No.	Field Value	3	No.

Entries | [Manage](#)

Delete Line Add

Entry Name 1	Table Name	Field No.	Field Name
→ (Amount_Including_VAT)	Sales Header	61	Amount Including VAT
(Bill_to_Address)	Sales Header	7	Bill-to Address
(Bill_to_City)	Sales Header	9	Bill-to City
(Bill_to_Name)	Sales Header	5	Bill-to Name
(DOCUMENTNO)	Sales Header	3	No.
(Due_Date)	Sales Header	24	Due Date
(Location_Code)	Sales Header	28	Location Code

Next, you must create the email template. You can use and import an HTML email or create your own with our tool. You can also specify the language desired by the customers and vendors.

Email Template



General

Document Type: Sales Invoice
Language Code:
Name: DEFAULT
Description:
Placeholder Set Code: SALESINVOICE
Active:

Subject: Sales - Invoice (DOCUMENTNO)

Dear {SELLTONAME},
Attached is invoice no. {DOCUMENTNO}
The Invoice amount is {Amount_Including_VAT} and the due date is {Due_Date}.
The invoice address is:
{Bill_to_Name}
{Bill_to_Address}
{Bill_to_City}
We will ship the good the {Shipment_Date}
Best regards
{Full_Name}
{Contact_Email}

Placeholder to Body Placeholder to Subject

Placeholders

Entry Name	Table Name	Field Name
{DOCUMENTNO}	Sales Invoice Header	No.
{SELLTONAME}	Sales Invoice Header	Sell-to Customer Name
{Full_Name}	User	Full Name
{Contact_Email}	User	Contact Email
{Bill_to_Name}	Sales Invoice Header	Bill-to Name
{Bill_to_Address}	Sales Invoice Header	Bill-to Address
{Bill_to_City}	Sales Invoice Header	Bill-to City
{Shipment_Date}	Sales Invoice Header	Shipment Date
{Due_Date}	Sales Invoice Header	Due Date
{Amount_Including_VAT}	Sales Invoice Header	Amount Including VAT

OK Cancel



fr 28-10-2022 12:42

demo lasernet

Sales - Invoice 103194

To



Sales Invoice 103194.pdf
61 KB

Dear Litware, Inc.,

Attached is invoice no. 103194

The Invoice amount is 25,581.00 and the due date is 03/27/2022.

The invoice address is:

Litware, Inc.

10 High Tower Green

Hilliard

We will ship the good the **08/12/2022**

Best regards

Michael Buch Wibe

michael.wibe@formpipe.com



323241 - Limited number of records in custom field filtering (Document Layout)

We have added a new setting to Lasernet Setup, so you can control the maximum number

of records that should be retrieved from the database when custom fields are added using Document layout. The default is 10000 records, and zero would produce unlimited records.

Placeholder Set | Work Date: 12-08-2022

SALESHEADER

General

Set Code: SALESHEADER Table No.: 36

Description: Predefined

Tables

Level	Table No.	Table Name	Description	Sorting Key No.	Sorting Key	Search Method
→ 0	36	Sales Header	System entry, not deletable, adjustable.	1	Document Type.No.	First
1	2000000120	User		1	User Security ID	First

Filters

Field No.	Field Name	Filter Type	Field No./Filter Value	Filter Field Name
→ 1	Document Type	Field Value	1	Document Type
3	No.	Field Value	3	No.

Entries

Entry Name	Table Name	Field No.	Field Name
→ (Amount_Including_VAT)	Sales Header	61	Amount Including VAT
(Bill_to_Address)	Sales Header	7	Bill-to Address
(Bill_to_City)	Sales Header	9	Bill-to City
(Bill_to_Name)	Sales Header	5	Bill-to Name
(DOCUMENTNO)	Sales Header	3	No.
(Due_Date)	Sales Header	24	Due Date
(Location_Code)	Sales Header	28	Location Code

307297 - Customer / Vendor No. added to Lasernet Archive

We have added a new column to give a better overview of Customers and Vendors.

LAsernet Print Archive | Work Date: 12-08-2022

Search Save PDF Preview PDF Save XML Request Page

Document Type	Document No.	Customer/Vendor No.	Versior.
→ Sales Order	101010	20000	1
Sales Order			10

We have added support for Job Queue executions from code. We are still waiting for Microsoft to add Post and Print hooks via Job Queue. They have told us that it will be fixed in BC 21.47191.xxxx

Using Post and Print Warehouse Shipment, LAsernet did not look for Marked Only shipments and printed all Shipments. This has now been corrected.

added. This has now been corrected.

When a Document Layout validated the Field No. it did not always suggest a Description.

Deactiva...	Type	Description	Field No.	Field Name	Table Field Type
<input type="checkbox"/>	Field Value	No_	3	No.	Code20
→ <input type="checkbox"/>	Field Value	Bill_to_Name	5	Bill-to Name	Text100

The activation and deactivation of Use Distribution were not previously addressed. If you had a record within the Distribution settings, then the email was taken from this record despite Use Distribution being deactivated.

Customer Card | Work Date: 25-01-2024
20000 - Ravel Møbler

New Document Approve Request Approval Prices & Discounts Navigate Customer Actions Related Reports Fewer options

General Show more

No.	20000	Balance (LCY) Ac Vendor	0.00	Blocked	
Name	Ravel Møbler	Balance Due (LCY)	424,940,73	Total Sales	82,669,4
Balance (LCY)	864,144,81	Credit Limit (LCY)	0.00	Costs (LCY)	36,919,3

Lasernet

Default Print Method	Send E-Mail	Lasernet Fax		GLN Code	
Lasernet E-Mail	michael.wibe@formpipe.com	Show price on Shipment	<input type="checkbox"/>	Use Distribution	<input checked="" type="checkbox"/>

Distribution Settings Show more

Document Type	Type
Sales Invoice	Email
Sales Quote	Email
→ Sales Credit Memo	Email

The MailBody node in the XML file has been renamed to MailBodyHTML to support the new Email Template feature.

```
PrintRequestControl
@BC
@Build
@Version
MailTo
MailCC
MailBCC
MailBodyHTML
MailSubject
..
```

Please remember to change your XML Transformer Engine so it now looks for this node name instead of the old name.



General Tran

File Edit XML Action View Help

Save Undo Redo Criteria Previous Next Full

Select Grab Files Save XML

1 <no_valid_grab />

Edit Action

Common Properties

Group: Default

Inactive:

Action type: Move

Description: Move MailBody To PrintrequestControl Section

Special Properties

Behaviour: Insert as first child

Source XPath: //MailBodyHTML

Target XPath: /LNPrintRequest/PrintRequestControl

Absolute XPath:

OK Cancel

Actions

Add Add Group Edit Move Up Move Down Remove Filter

No.	Type	Inactive	Description	Details
1	Default			
1	Delete		Remove LineDiscount tag if no discount	Deleting at XPath '//LineDiscount[text()='0']'
2	Delete		Remove if no CustomFieldHeader is added	Deleting at XPath '//CustomFieldHeader[ValueHeader/@CustomCodeHeader='']'
3	Delete		Remove if no CustomFieldLine is added	Deleting at XPath '//CustomFieldLine[ValueLine/@CustomCodeLine='']'
4	Move		Move GLNCode To PrintrequestControl Section	Moving XPath '//GLNCode' to XPath '/LNPrintRequest/PrintRequestControl' as last child
5	Move		Move FAX To PrintrequestControl Section	Moving XPath '//Fax' to XPath '/LNPrintRequest/PrintRequestControl' as last child
6	Move		Move MailSubject To PrintrequestControl Section	Moving XPath '//MailSubject' to XPath '/LNPrintRequest/PrintRequestControl' as first child
7	Move		Move MailBody To PrintrequestControl Section	Moving XPath '//MailBodyHTML' to XPath '/LNPrintRequest/PrintRequestControl' as first child
8	Move		Move SendToEmailBCC To PrintrequestControl Section	Moving XPath '//SendToEmailBCC' to XPath '/LNPrintRequest/PrintRequestControl' as first child
9	Move		Move SendToEmailCC To PrintrequestControl Section	Moving XPath '//SendToEmailCC' to XPath '/LNPrintRequest/PrintRequestControl' as first child
10	Move		Move SendToEmail To PrintrequestControl Section	Moving XPath '//SendToEmail' to XPath '/LNPrintRequest/PrintRequestControl' as first child
11	Rename		Rename Fax to FaxTo in PrintrequestControl Section	Renaming XPath '//PrintRequestControl/Fax' with new name 'FaxTo'
12	Rename		Rename SendToEmailBCC to MailTo in PrintrequestControl Section	Renaming XPath '//PrintRequestControl/SendToEmailBCC' with new name 'MailBCC'
13	Rename		Rename SendToEmailCC to MailTo in PrintrequestControl Section	Renaming XPath '//PrintRequestControl/SendToEmailCC' with new name 'MailCC'
14	Rename		Rename SendToEmail to MailTo in PrintrequestControl Section	Renaming XPath '//PrintRequestControl/SendToEmail' with new name 'MailTo'
15	Rename	<input checked="" type="checkbox"/>	Rename Custom Header Fields	Renaming XPath '//CustomFieldHeader' with XPath 'ValueHeader/@CustomCodeHeader'
16	Rename	<input checked="" type="checkbox"/>	Rename Custom Fields	Renaming XPath '//CustomFieldLine' with XPath 'ValueLine/@CustomCodeLine'
17	Move			Moving XPath '//LanguageCode' to XPath '/LNPrintRequest/PrintRequestControl' as last child

#323648 - Skipped Document Layout line with no data

If you accidentally added an empty line within Document Layout, it would not run the report. This produced an error message which stated that the record is not open.

Lasernet Document Layout | Work Date: 12-08-2022

2 Sales Invoice

Suggest Export Import Copy to other Company

General


No. 2 Last Modified by User ID ADMIN

Description Sales Invoice Deactivated

Document Type Sales Invoice
Last Modified Date

Sections | Manage

Deactivated	Section Type	Table No.	Table Name
<input type="checkbox"/>	Header	112	Sales Invoice Header
<input type="checkbox"/>	Line	113	Sales Invoice Line
<input type="checkbox"/>	Line		

 The record is not open.

[How to report this issue >](#)

Was this information helpful? Yes No

Next